



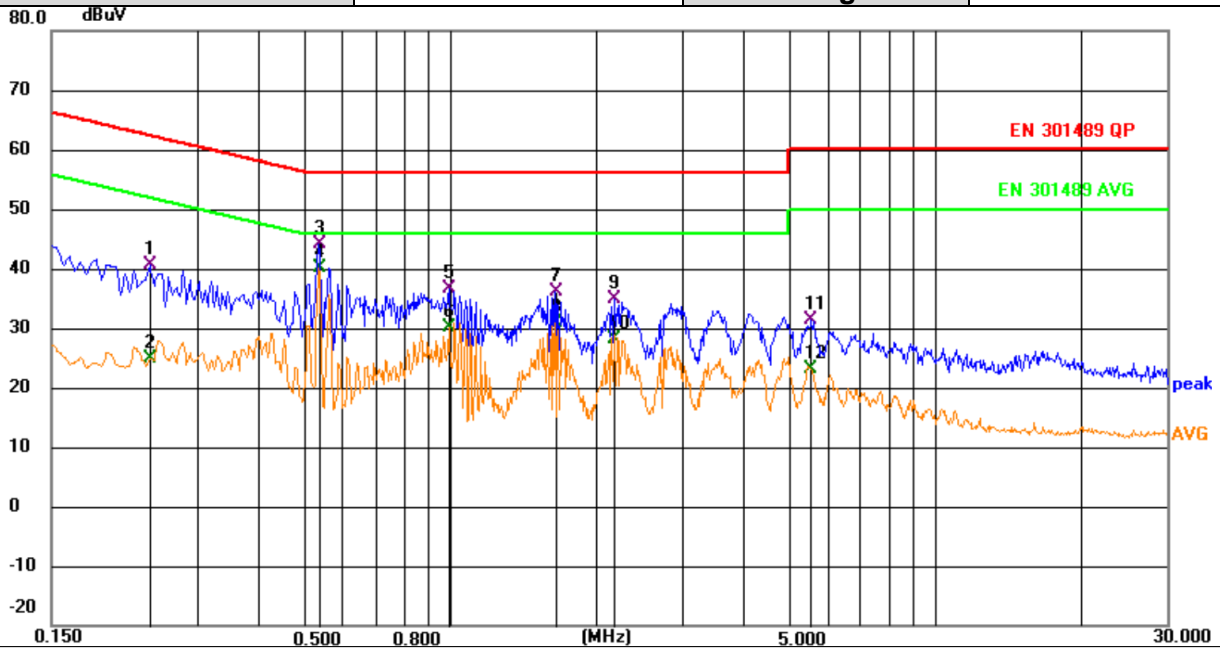
Appendix A for Emission and Immunity test results

Product Name: myFirst Fone S3

Test Model: KW1401

A.1 Line Conducted Emission

Test Model	KW1401	Test Mode	TM1
Environmental Conditions	23.3°C, 53.1% RH	Test Engineer	Ling Zhu
Pol.	Line	Test Voltage	AC 230V/50Hz



No.	Mk.	Freq.	Reading Level	Correct Factor	Measurement	Limit	Margin		
		MHz	dBuV	dB	dBuV	dBuV	dB	Detector	Comment
1		0.2401	21.06	19.63	40.69	62.09	-21.40	QP	
2		0.2401	5.34	19.63	24.97	52.09	-27.12	AVG	
3		0.5326	24.46	19.65	44.11	56.00	-11.89	QP	
4	*	0.5326	20.58	19.65	40.23	46.00	-5.77	AVG	
5		0.9916	16.97	19.65	36.62	56.00	-19.38	QP	
6		0.9916	10.52	19.65	30.17	46.00	-15.83	AVG	
7		1.6396	16.39	19.67	36.06	56.00	-19.94	QP	
8		1.6396	11.30	19.67	30.97	46.00	-15.03	AVG	
9		2.1751	15.20	19.68	34.88	56.00	-21.12	QP	
10		2.1751	8.44	19.68	28.12	46.00	-17.88	AVG	
11		5.5456	11.68	19.70	31.38	60.00	-28.62	QP	
12		5.5456	3.49	19.70	23.19	50.00	-26.81	AVG	



Shenzhen LCS Compliance Testing Laboratory Ltd.

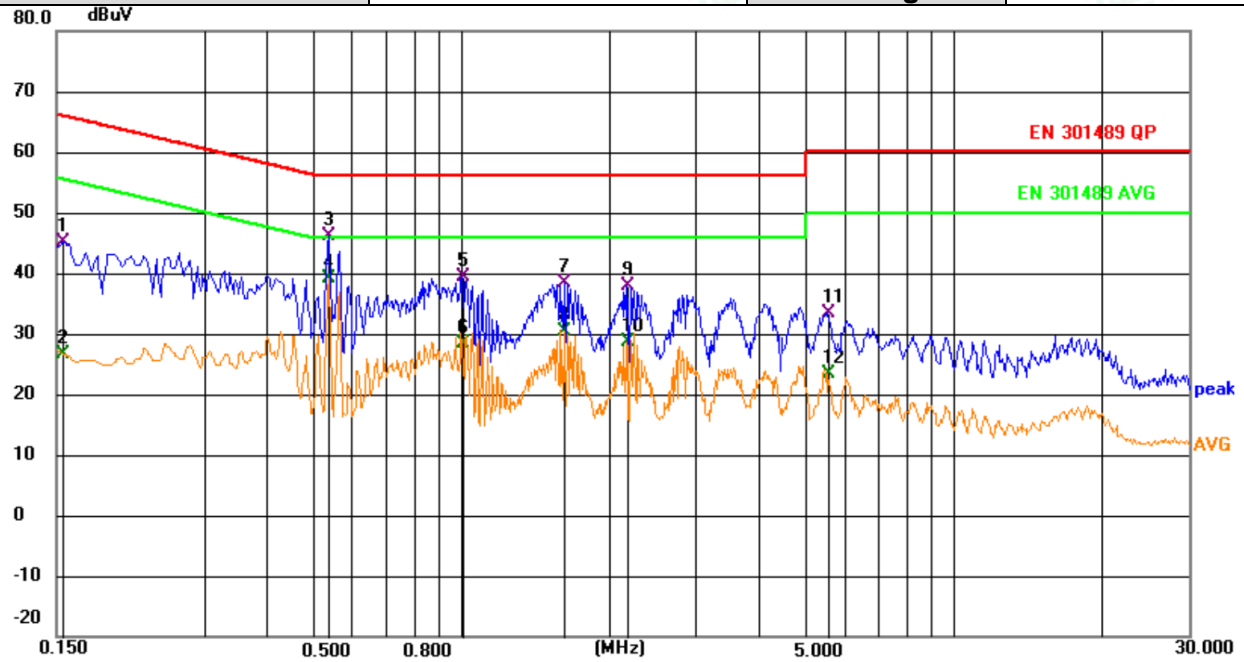
Add: Room 101, 201, Building A and Room 301, Building C, Juji Industrial Park, Yabianxueziwei, Shajing Street, Bao'an District, Shenzhen, Guangdong, China

Tel: +(86) 0755-82591330 | E-mail: webmaster@lcs-cert.com | Web: www.lcs-cert.com

Scan code to check authenticity



Test Model	KW1401	Test Mode	TM1
Environmental Conditions	23.3°C, 53.1% RH	Test Engineer	Ling Zhu
Pol.	Neutral	Test Voltage	AC 230V/50Hz



No.	Mk.	Freq. MHz	Reading Level dBuV	Correct Factor dB	Measure- ment dBuV	Limit dBuV	Margin dB	Detector	Comment
1		0.1546	25.49	19.63	45.12	65.75	-20.63	QP	
2		0.1546	7.12	19.63	26.75	55.75	-29.00	AVG	
3		0.5371	26.38	19.65	46.03	56.00	-9.97	QP	
4	*	0.5371	19.46	19.65	39.11	46.00	-6.89	AVG	
5		1.0005	19.71	19.65	39.36	56.00	-16.64	QP	
6		1.0005	8.83	19.65	28.48	46.00	-17.52	AVG	
7		1.6171	18.78	19.67	38.45	56.00	-17.55	QP	
8		1.6171	10.68	19.67	30.35	46.00	-15.65	AVG	
9		2.1571	18.09	19.69	37.78	56.00	-18.22	QP	
10		2.1571	8.95	19.69	28.64	46.00	-17.36	AVG	
11		5.5366	13.62	19.80	33.42	60.00	-26.58	QP	
12		5.5366	3.62	19.80	23.42	50.00	-26.58	AVG	

Note: For conducted emission and radiated emission test, a power supply of 230VAC and 120VAC was used for testing respectively, and only recorded the worst case of 230VAC.

Margin= Reading Level + Correct Factor – Limit

Correct Factor=Lisc Factor+Cable Factor



Shenzhen LCS Compliance Testing Laboratory Ltd.

Add: Room 101, 201, Building A and Room 301, Building C, Juji Industrial Park, Yabianxueziwei, Shajing Street, Bao'an District, Shenzhen, Guangdong, China

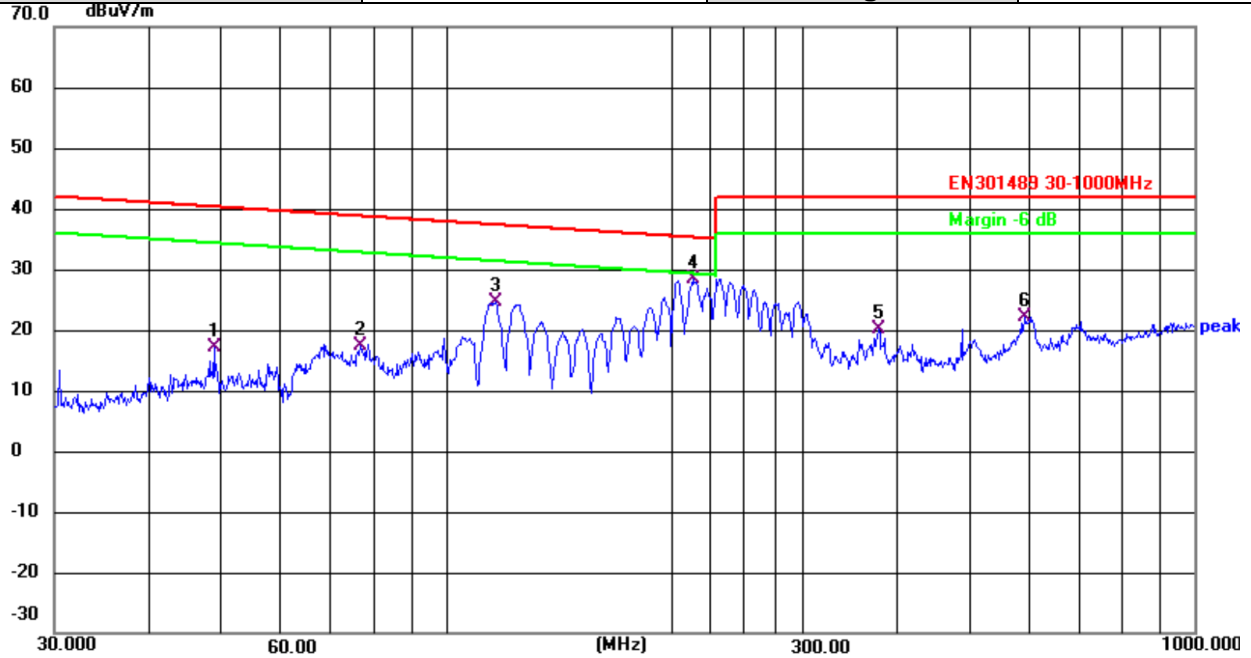
Tel: +(86) 0755-82591330 | E-mail: webmaster@lcs-cert.com | Web: www.lcs-cert.com

Scan code to check authenticity



A.3 Radiated Disturbance

Test Model	KW1401	Test Mode	TM1
Environmental Conditions	23.8°C, 52.1% RH	Test Engineer	Ling Zhu
Pol.	Horizontal	Detector Function	Quasi-peak
Distance	3m	Test Voltage	AC 230V/50Hz



No.	Frequency (MHz)	Reading (dBuV)	Factor (dB/m)	Level (dBuV/m)	Limit (dBuV/m)	Margin (dB)	Detector
1	49.0144	34.14	-17.01	17.13	40.31	-23.18	QP
2	76.7808	37.01	-19.75	17.26	38.77	-21.51	QP
3	116.5400	44.24	-19.63	24.61	37.34	-12.73	QP
4	213.7634	45.53	-17.04	28.49	35.25	-6.76	QP
5	378.5842	34.77	-14.68	20.09	42.00	-21.91	QP
6	593.0496	32.79	-10.56	22.23	42.00	-19.77	QP



Shenzhen LCS Compliance Testing Laboratory Ltd.

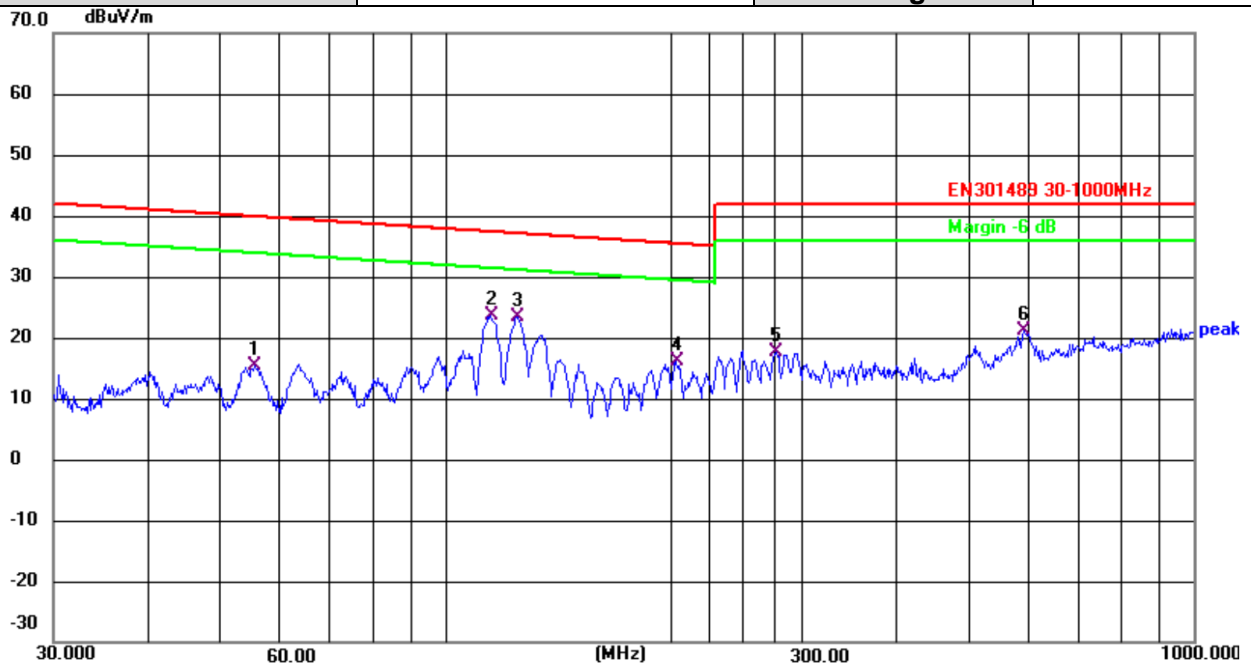
Add: Room 101, 201, Building A and Room 301, Building C, Juji Industrial Park, Yabianxueziwei, Shajing Street, Bao'an District, Shenzhen, Guangdong, China

Tel: +(86) 0755-82591330 | E-mail: webmaster@lcs-cert.com | Web: www.lcs-cert.com

Scan code to check authenticity



Test Model	KW1401	Test Mode	TM1
Environmental Conditions	23.9°C, 52.1% RH	Test Engineer	Ling Zhu
Pol.	Vertical	Detector Function	Quasi-peak
Distance	3m	Test Voltage	AC 230V/50Hz



No.	Frequency (MHz)	Reading (dBuV)	Factor (dB/m)	Level (dBuV/m)	Limit (dBuV/m)	Margin (dB)	Detector
1	55.6093	33.54	-18.06	15.48	39.88	-24.40	QP
2	114.9168	43.04	-19.49	23.55	37.38	-13.83	QP
3	125.0065	43.65	-20.26	23.39	37.10	-13.71	QP
4	203.5227	33.50	-17.31	16.19	35.42	-19.23	QP
5	277.0935	33.01	-15.39	17.62	42.00	-24.38	QP
6	593.0496	31.81	-10.56	21.25	42.00	-20.75	QP

Note: Margin= Reading Level + Correct Factor – Limit

Correct Factor=Antenna Factor+Cable Factor – Pre-Amplifier Factor



Shenzhen LCS Compliance Testing Laboratory Ltd.

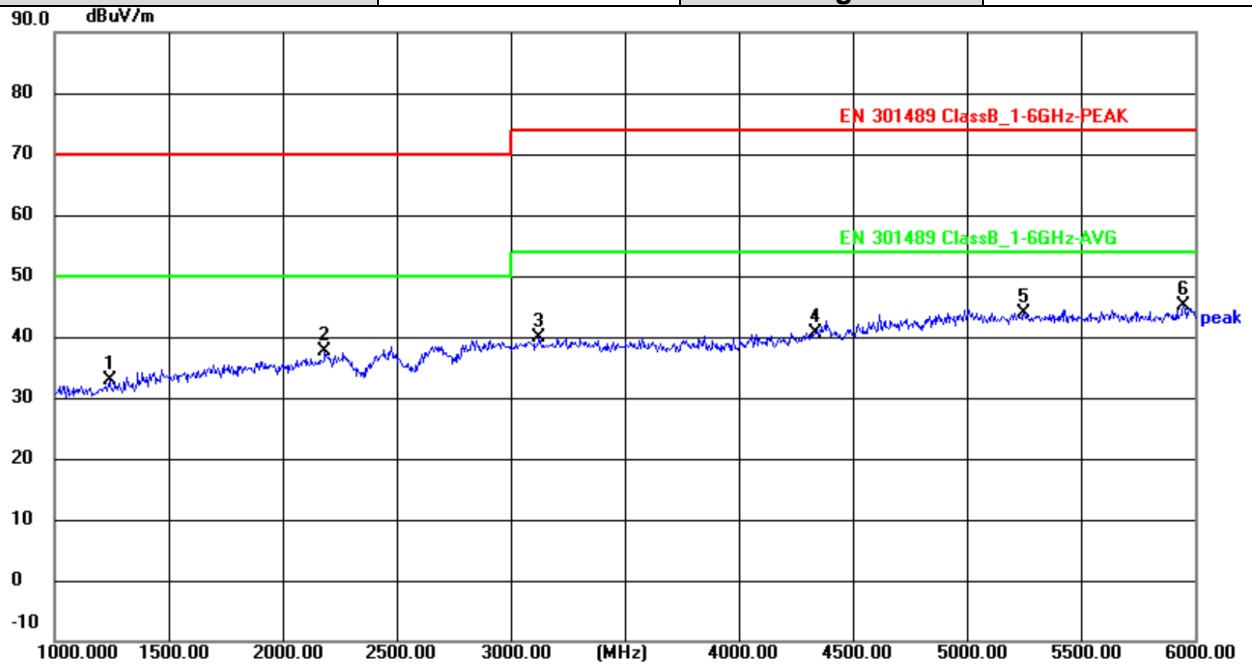
Add: Room 101, 201, Building A and Room 301, Building C, Juji Industrial Park, Yabianxueziwei, Shajing Street, Bao'an District, Shenzhen, Guangdong, China

Tel: +(86) 0755-82591330 | E-mail: webmaster@lcs-cert.com | Web: www.lcs-cert.com

Scan code to check authenticity



Test Model	KW1401	Test Mode	TM1(Above 1GHz)
Environmental Conditions	23.9℃, 52.1% RH	Test Engineer	Ling Zhu
Pol.	Horizontal	Detector Function	Peak + AV
Distance	3m	Test Voltage	AC 230V/50Hz



No.	Frequency (MHz)	Reading (dBuV)	Factor (dB/m)	Level (dBuV/m)	Limit (dBuV/m)	Margin (dB)	Detector
1	1240.000	48.01	-15.22	32.79	70.00	-37.21	peak
2	2185.000	50.20	-12.45	37.75	70.00	-32.25	peak
3	3125.000	49.48	-9.55	39.93	74.00	-34.07	peak
4	4335.000	47.94	-7.23	40.71	74.00	-33.29	peak
5	5250.000	47.56	-3.67	43.89	74.00	-30.11	peak
6	5950.000	48.83	-3.64	45.19	74.00	-28.81	peak



Shenzhen LCS Compliance Testing Laboratory Ltd.

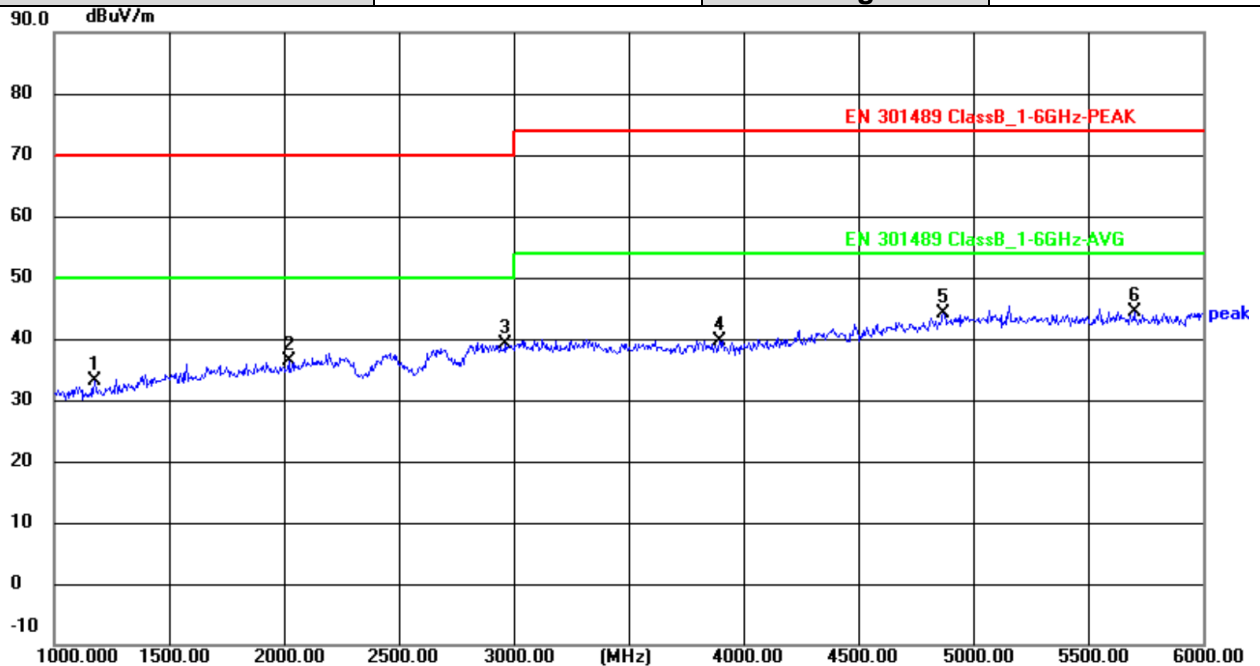
Add: Room 101, 201, Building A and Room 301, Building C, Juji Industrial Park, Yabianxueziwei, Shajing Street, Bao'an District, Shenzhen, Guangdong, China

Tel: +(86) 0755-82591330 | E-mail: webmaster@lcs-cert.com | Web: www.lcs-cert.com

Scan code to check authenticity



Test Model	KW1401	Test Mode	TM1(Above 1GHz)
Environmental Conditions	23.9°C, 52.1% RH	Test Engineer	Ling Zhu
Pol.	Vertical	Detector Function	Peak + AV
Distance	3m	Test Voltage	AC 230V/50Hz



No.	Frequency (MHz)	Reading (dBuV)	Factor (dB/m)	Level (dBuV/m)	Limit (dBuV/m)	Margin (dB)	Detector
1	1175.000	48.43	-15.24	33.19	70.00	-36.81	peak
2	2020.000	49.30	-13.03	36.27	70.00	-33.73	peak
3	2965.000	48.92	-9.71	39.21	70.00	-30.79	peak
4	3895.000	48.44	-8.73	39.71	74.00	-34.29	peak
5	4870.000	48.80	-4.75	44.05	74.00	-29.95	peak
6	5700.000	47.66	-3.40	44.26	74.00	-29.74	peak

Note:

- Field strength limits for frequency above 1000MHz are based on average limits. However, Peak mode field strength shall not exceed the average limits specified plus 20dB.
- Measurements above show only up to 6 maximum emissions noted.
- Data of measurement within this frequency range shown "--" in the table above means the reading of emissions are attenuated more than 20dB below the permissible limits or the field strength is too small to be measured.
- Factor = Antenna Factor + Cable Loss + Amplifier Factor
Emission Level = Reading level + Factor
Margin = Emission Level - Limit



Shenzhen LCS Compliance Testing Laboratory Ltd.

Add: Room 101, 201, Building A and Room 301, Building C, Juji Industrial Park, Yabianxueziwei, Shajing Street, Bao'an District, Shenzhen, Guangdong, China

Tel: +(86) 0755-82591330 | E-mail: webmaster@lcs-cert.com | Web: www.lcs-cert.com

Scan code to check authenticity



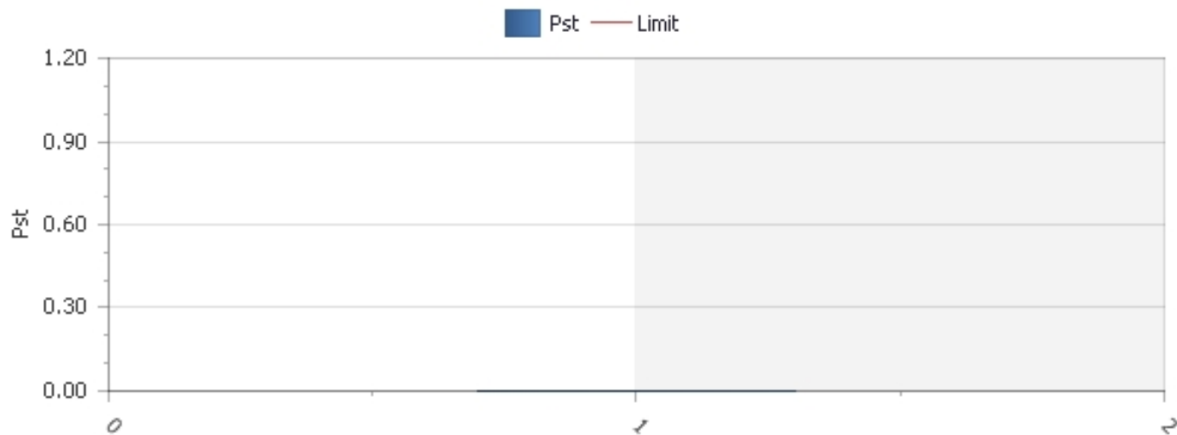
A.4 Harmonic Current Emissions

Because power of EUT less than 75W, according to standard EN 61000-3-2, Harmonic current unnecessary to test.

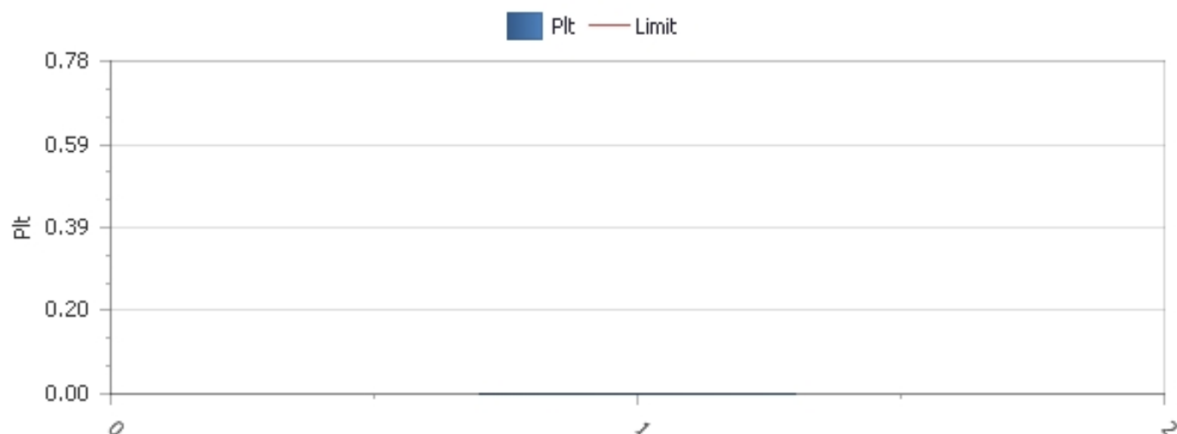
A.5 Voltage Fluctuation and Flicker

Test Model	KW1401	Test Engineer	Ling Zhu
Environmental Conditions	25.1°C, 52.6% RH	Test Voltage	AC 230V/50Hz

Pst and Limit



Plt and Limit



Relevant Parameter and Judgement During Test Period

Vrms at the end of test(V) 230.15

Error Max(%)		Test Limit(%)		
T-max(ms)	0.00	Test Limit(ms)	500	Pass
dc (%)	0.00	Test Limit(%)	3.30	Pass
dmax (%)	0.00	Test Limit(%)	4.00	Pass
Pst	0.001	Test Limit	1.000	Pass
Plt	0.003	Test Limit	0.650	Pass



Shenzhen LCS Compliance Testing Laboratory Ltd.

Add: Room 101, 201, Building A and Room 301, Building C, Juji Industrial Park, Yabianxueziwei, Shajing Street, Bao'an District, Shenzhen, Guangdong, China

Tel: +(86) 0755-82591330 | E-mail: webmaster@lcs-cert.com | Web: www.lcs-cert.com

Scan code to check authenticity

**A.6 RF Electromagnetic Field (80 MHz - 6000 MHz)**

Test Model	KW1401	Test Engineer	Ling Zhu
Environmental Conditions	23.2°C, 53.3% RH	Test Voltage	AC 230V/50Hz

TM1-TM2 Test Result:

EUT Working Mode	Antenna Polarity	Frequency (MHz)	Fielded Strength (V/m)	Observation	Position	Conclusion
Operating Mode	Vertical	80-6000	3	CT, CR	Front, Right, Left, Back	Pass
	Horizontal	80-6000	3	CT, CR	Front, Right, Left, Back	Pass
Idle	Vertical	80-6000	3	See Note	Front, Right, Left, Back	Pass
	Horizontal	80-6000	3	See Note	Front, Right, Left, Back	Pass

TM3-TM20 Test Result:

EUT Working Mode	Antenna Polarity	Frequency (MHz)	Fielded Strength (V/m)	Observation	Position	Conclusion
GSM/GPRS/EGPRS 900 MHz, Traffic	Vertical	80-6000	3	CT, CR	Front, Right, Left, Back	Pass
	Horizontal	80-6000	3	CT, CR	Front, Right, Left, Back	Pass
GSM/GPRS/EGPRS 900 MHz, Idle	Vertical	80-6000	3	See Note	Front, Right, Left, Back	Pass
	Horizontal	80-6000	3	See Note	Front, Right, Left, Back	Pass
DCS/GPRS/EGPRS 1800 MHz, Traffic	Vertical	80-6000	3	CT,CR	Front, Right, Left, Back	Pass
	Horizontal	80-6000	3	CT,CR	Front, Right, Left, Back	Pass
DCS/GPRS/EGPRS 1800 MHz, Idle	Vertical	80-6000	3	See Note	Front, Right, Left, Back	Pass
	Horizontal	80-6000	3	See Note	Front, Right, Left, Back	Pass
WCDMA/HSDPA/HSUPA Band I 2100 MHz, Traffic	Vertical	80-6000	3	CT,CR	Front, Right, Left, Back	Pass
	Horizontal	80-6000	3	CT,CR	Front, Right, Left, Back	Pass
WCDMA/HSDPA/HSUPA Band I 2100MHz, Idle	Vertical	80-6000	3	See Note	Front, Right, Left, Back	Pass
	Horizontal	80-6000	3	See Note	Front, Right, Left, Back	Pass
WCDMA/HSDPA/HSUPA Band VIII 900MHz, Traffic	Vertical	80-6000	3	CT,CR	Front, Right, Left, Back	Pass
	Horizontal	80-6000	3	CT,CR	Front, Right, Left, Back	Pass
WCDMA/HSDPA/HSUPA Band VIII 900MHz, Idle	Vertical	80-6000	3	See Note	Front, Right, Left, Back	Pass
	Horizontal	80-6000	3	See Note	Front, Right, Left, Back	Pass
E-UTRA	Vertical	80-6000	3	CT, CR	Front, Right, Left, Back	Pass



Shenzhen LCS Compliance Testing Laboratory Ltd.

Add: Room 101, 201, Building A and Room 301, Building C, Juji Industrial Park, Yabianxueziwei, Shajing Street, Bao'an District, Shenzhen, Guangdong, China

Tel: +(86) 0755-82591330 | E-mail: webmaster@lcs-cert.com | Web: www.lcs-cert.com

Scan code to check authenticity



Band 1 Traffic					Left, Back	
	Horizontal	80-6000	3	CT, CR	Front, Right, Left, Back	Pass
E-UTRA Band 1 Idle	Vertical	80-6000	3	See Note	Front, Right, Left, Back	Pass
	Horizontal	80-6000	3	See Note	Front, Right, Left, Back	Pass
E-UTRA Band 3 Traffic	Vertical	80-6000	3	CT,CR	Front, Right, Left, Back	Pass
	Horizontal	80-6000	3	CT,CR	Front, Right, Left, Back	Pass
E-UTRA Band 3 Idle	Vertical	80-6000	3	See Note	Front, Right, Left, Back	Pass
	Horizontal	80-6000	3	See Note	Front, Right, Left, Back	Pass
E-UTRA Band 7 Traffic	Vertical	80-6000	3	CT,CR	Front, Right, Left, Back	Pass
	Horizontal	80-6000	3	CT,CR	Front, Right, Left, Back	Pass
E-UTRA Band 7 Idle	Vertical	80-6000	3	See Note	Front, Right, Left, Back	Pass
	Horizontal	80-6000	3	See Note	Front, Right, Left, Back	Pass
E-UTRA Band 8 Traffic	Vertical	80-6000	3	CT,CR	Front, Right, Left, Back	Pass
	Horizontal	80-6000	3	CT,CR	Front, Right, Left, Back	Pass
E-UTRA Band 8 Idle	Vertical	80-6000	3	See Note	Front, Right, Left, Back	Pass
	Horizontal	80-6000	3	See Note	Front, Right, Left, Back	Pass
E-UTRA Band 20 Traffic	Vertical	80-6000	3	CT,CR	Front, Right, Left, Back	Pass
	Horizontal	80-6000	3	CT,CR	Front, Right, Left, Back	Pass
E-UTRA Band 20 Idle	Vertical	80-6000	3	See Note	Front, Right, Left, Back	Pass
	Horizontal	80-6000	3	See Note	Front, Right, Left, Back	Pass
E-UTRA Band 40 Traffic	Vertical	80-6000	3	CT,CR	Front, Right, Left, Back	Pass
	Horizontal	80-6000	3	CT,CR	Front, Right, Left, Back	Pass
E-UTRA Band 40 Idle	Vertical	80-6000	3	See Note	Front, Right, Left, Back	Pass
	Horizontal	80-6000	3	See Note	Front, Right, Left, Back	Pass

TM21-TM25 Test Result:

EUT Working Mode	Antenna Polarity	Frequency (MHz)	Fielded Strength (V/m)	Observation	Position	Conclusion
Operating Mode	Vertical	80-6000	3	CR	Front, Right, Left, Back	Pass
	Horizontal	80-6000	3	CR	Front, Right, Left, Back	Pass
	Vertical	80MHz;104MHz;	3	CR	Front,	Pass



Shenzhen LCS Compliance Testing Laboratory Ltd.

Add: Room 101, 201, Building A and Room 301, Building C, Juji Industrial Park, Yabianxueziwei, Shajing Street, Bao'an District, Shenzhen, Guangdong, China

Tel: +(86) 0755-82591330 | E-mail: webmaster@lcs-cert.com | Web: www.lcs-cert.com

Scan code to check authenticity



		136MHz;165MHz; 200MHz;260MHz; 330MHz;430MHz; 560MHz; 715MHz ± 1MHz; 920MHz ± 1MHz (spot test)			Right, Left, Back	
	Horizontal	80MHz;104MHz; 136MHz;165MHz; 200MHz;260MHz; 330MHz;430MHz; 560MHz; 715MHz ± 1MHz; 920MHz ± 1MHz (spot test)	3	CR	Front, Right, Left, Back	Pass
Idle	Vertical	80-6000	3	See Note	Front, Right, Left, Back	Pass
	Horizontal	80-6000	3	See Note	Front, Right, Left, Back	Pass
	Vertical	80MHz;104MHz; 136MHz;165MHz; 200MHz;260MHz; 330MHz;430MHz; 560MHz; 715MHz ± 1MHz; 920MHz ± 1MHz (spot test)	3	See Note	Front, Right, Left, Back	Pass
	Horizontal	80MHz;104MHz; 136MHz;165MHz; 200MHz;260MHz; 330MHz;430MHz; 560MHz; 715MHz ± 1MHz; 920MHz ± 1MHz (spot test)	3	See Note	Front, Right, Left, Back	Pass

TM26-TM29 Test Result:

EUT Working Mode	Antenna Polarity	Frequency (MHz)	Fielded Strength (V/m)	Observation	Position	Conclusion
Operating Mode	Vertical	80-6000	3	See Note	Front, Right, Left, Back	Pass
	Horizontal	80-6000	3	See Note	Front, Right, Left, Back	Pass
Idle	Vertical	80-6000	3	See Note	Front, Right, Left, Back	Pass
	Horizontal	80-6000	3	See Note	Front, Right, Left, Back	Pass

Special conditions for EMC immunity tests

EUT Operating Mode		Polarity	Conclusion
GSM 900	Uplink	H	Pass
		V	Pass
	Downlink	H	Pass
		V	Pass
	RX Quality	H	Pass
		V	Pass
DCS 1800	Uplink	H	Pass



Shenzhen LCS Compliance Testing Laboratory Ltd.

Add: Room 101, 201, Building A and Room 301, Building C, Juji Industrial Park, Yabianxueziwei, Shajing Street, Bao'an District, Shenzhen, Guangdong, China

Tel: +(86) 0755-82591330 | E-mail: webmaster@lcs-cert.com | Web: www.lcs-cert.com

Scan code to check authenticity



立讯检测股份 LCS Testing Lab		V	Pass
	Downlink	H	Pass
		V	Pass
	RX Quality	H	Pass
WCDMA HSDPA/HSUPA Band I 2100MHz		V	Pass
	Uplink	H	Pass
		V	Pass
	Downlink	H	Pass
		V	Pass
	BER	H	Pass
		V	Pass
		V	Pass
WCDMA HSDPA/HSUPA Band VIII 900MHz	Uplink	H	Pass
		V	Pass
	Downlink	H	Pass
		V	Pass
	BER	H	Pass
		V	Pass
		V	Pass
		V	Pass



Shenzhen LCS Compliance Testing Laboratory Ltd.

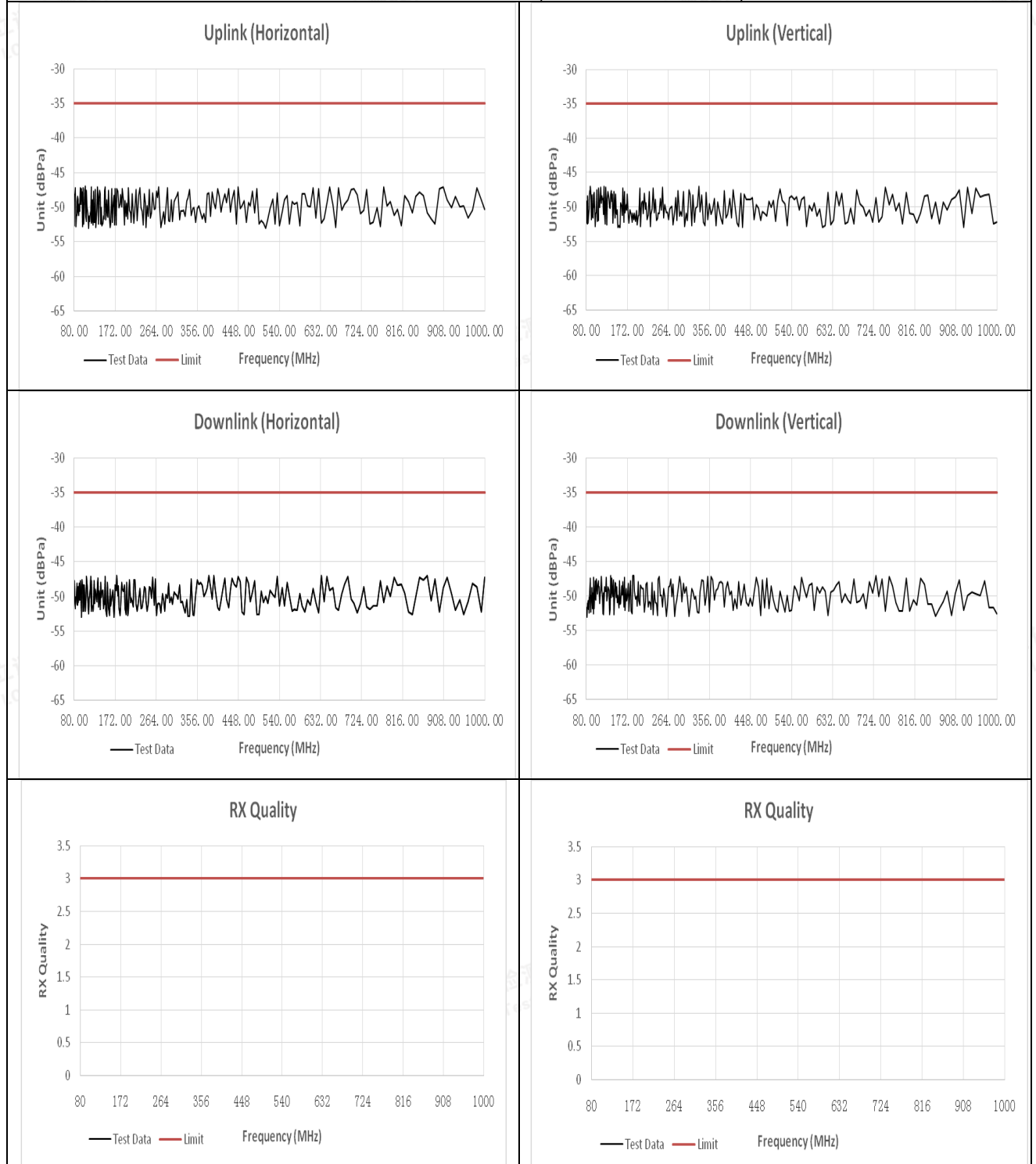
Add: Room 101, 201, Building A and Room 301, Building C, Juji Industrial Park, Yabianxueziwei, Shajing Street, Bao'an District, Shenzhen, Guangdong, China

Tel: +(86) 0755-82591330 | E-mail: webmaster@lcs-cert.com | Web: www.lcs-cert.com

Scan code to check authenticity



Test Plots for GSM 900 (80MHz ~ 1000MHz)



Shenzhen LCS Compliance Testing Laboratory Ltd.

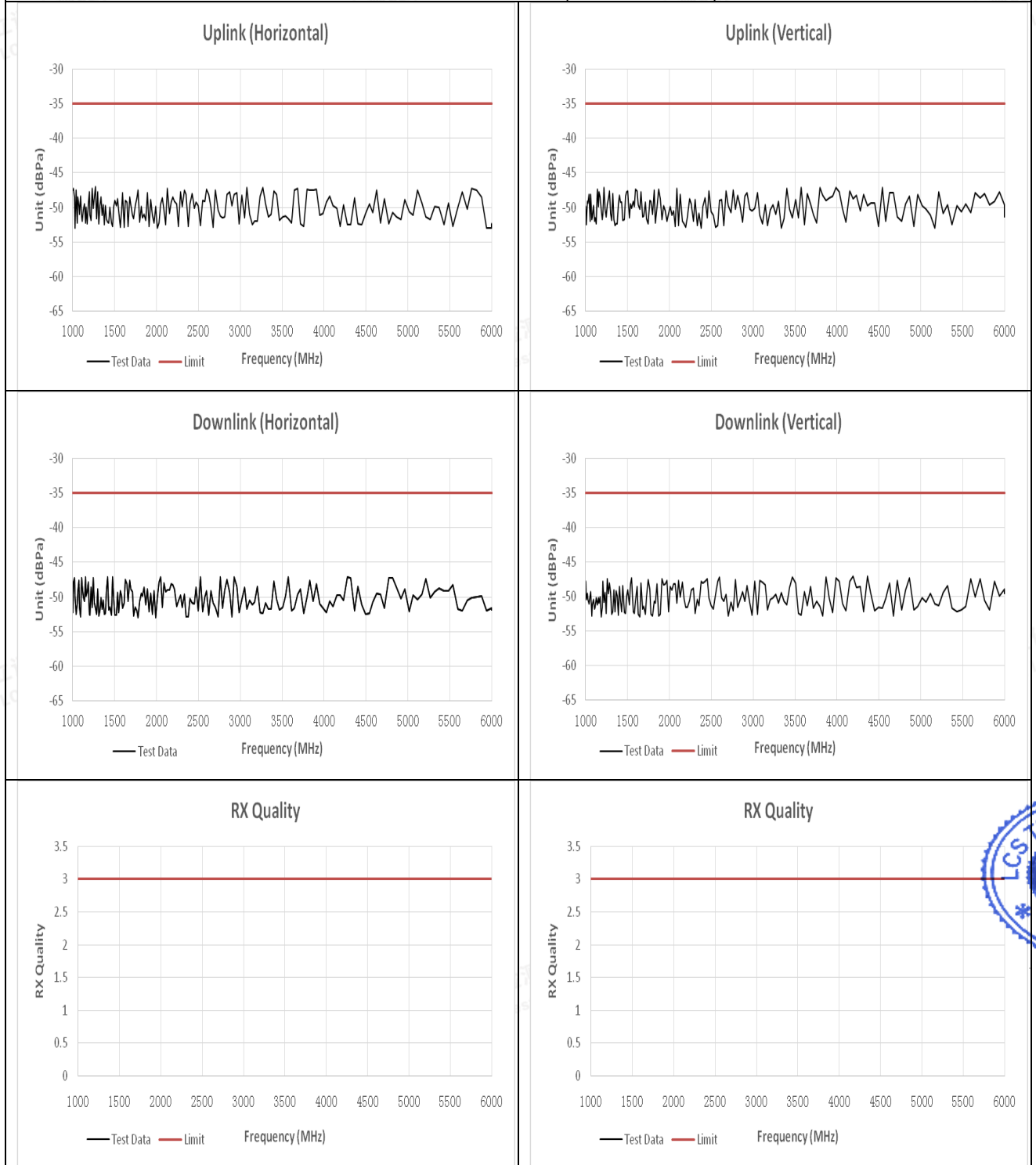
Add: Room 101, 201, Building A and Room 301, Building C, Juji Industrial Park, Yabianxueziwei, Shajing Street, Bao'an District, Shenzhen, Guangdong, China

Tel: +(86) 0755-82591330 | E-mail: webmaster@lcs-cert.com | Web: www.lcs-cert.com

Scan code to check authenticity



Test Plots for GSM 900 (1GHz ~ 6GHz)

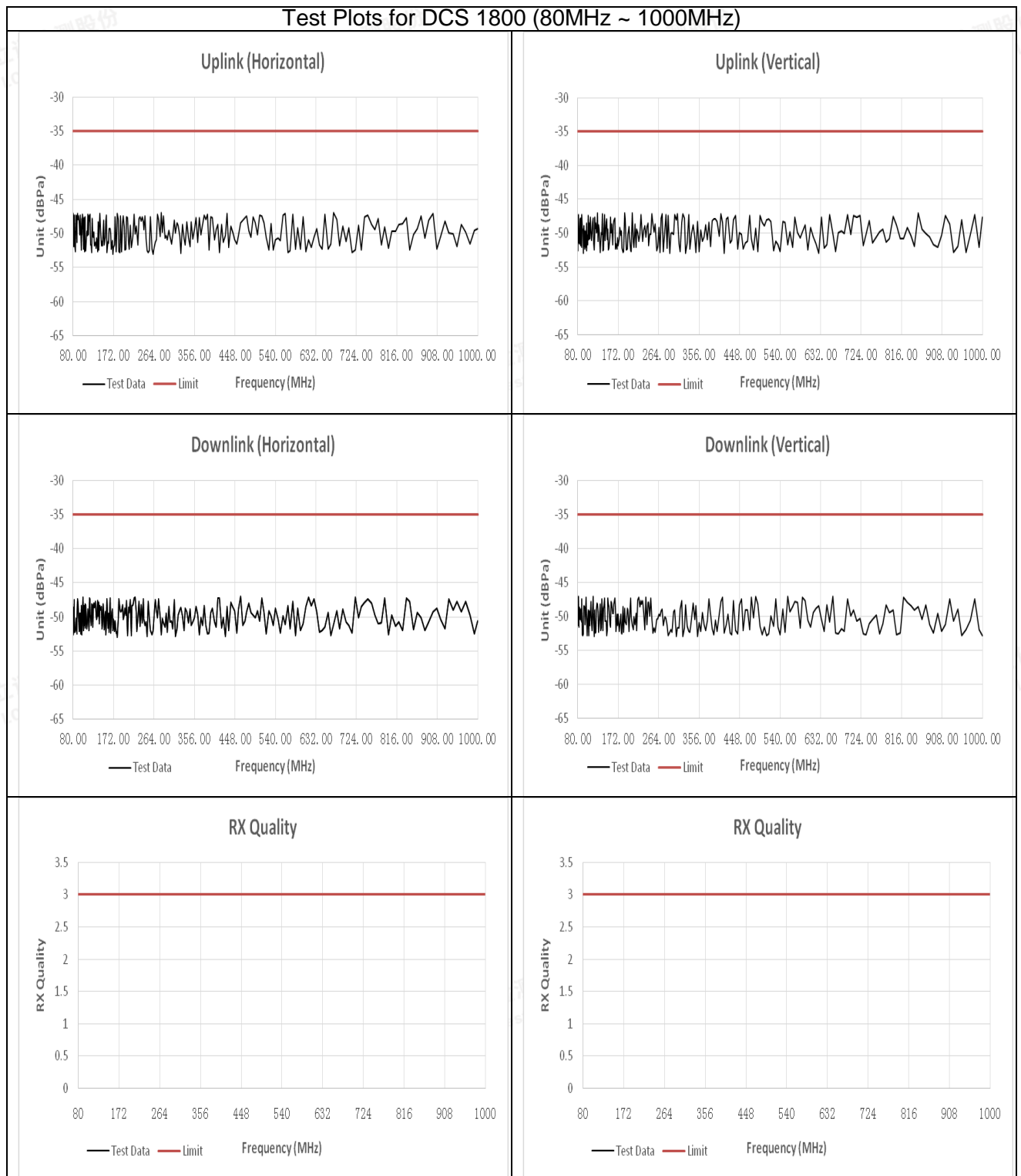


Shenzhen LCS Compliance Testing Laboratory Ltd.

Add: Room 101, 201, Building A and Room 301, Building C, Juji Industrial Park, Yabianxueziwei, Shajing Street, Bao'an District, Shenzhen, Guangdong, China

Tel: +(86) 0755-82591330 | E-mail: webmaster@lcs-cert.com | Web: www.lcs-cert.com

Scan code to check authenticity



Shenzhen LCS Compliance Testing Laboratory Ltd.

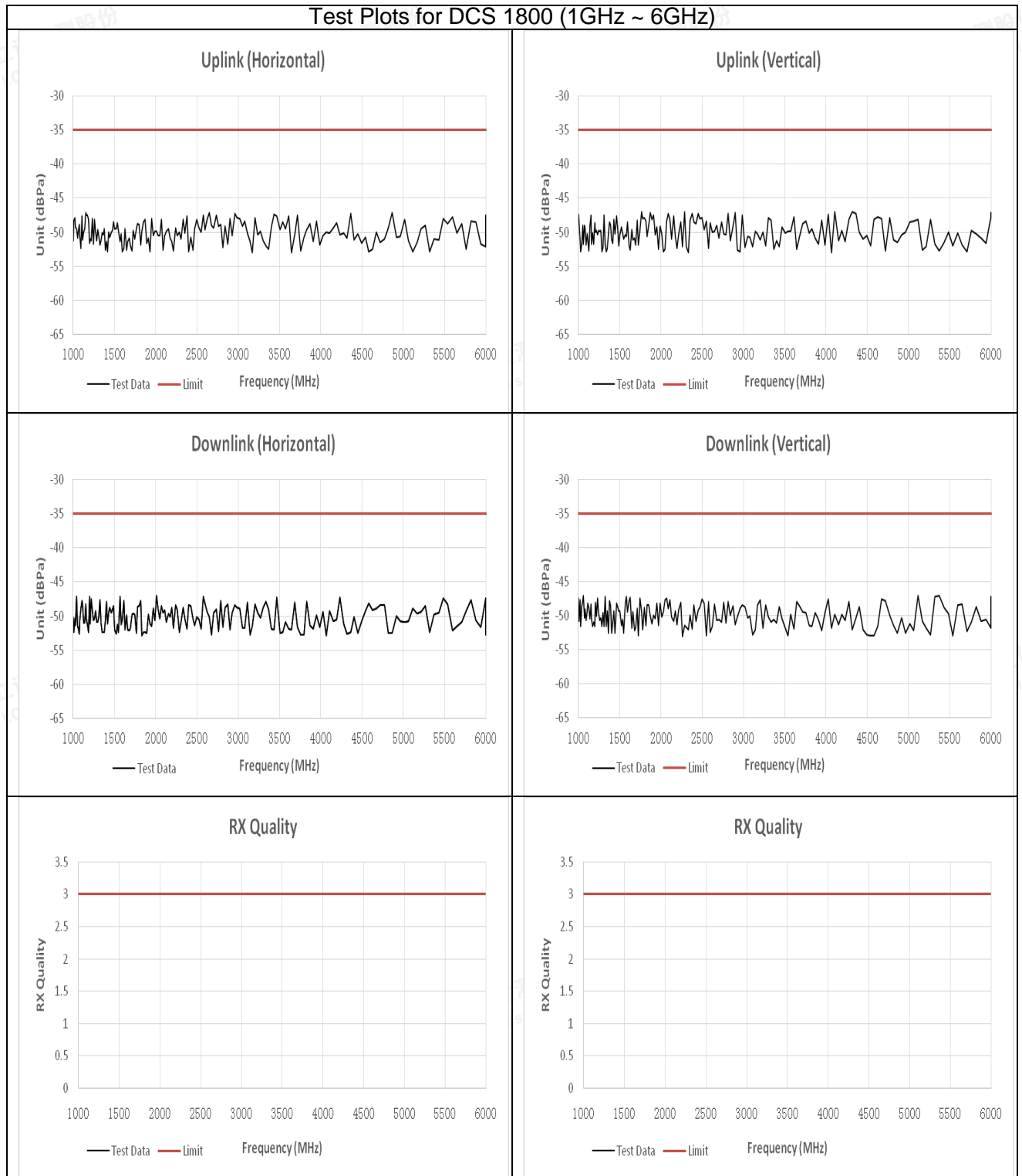
Add: Room 101, 201, Building A and Room 301, Building C, Juji Industrial Park, Yabianxueziwei, Shajing Street, Bao'an District, Shenzhen, Guangdong, China

Tel: +(86) 0755-82591330 | E-mail: webmaster@lcs-cert.com | Web: www.lcs-cert.com

Scan code to check authenticity



Test Plots for DCS 1800 (1GHz ~ 6GHz)

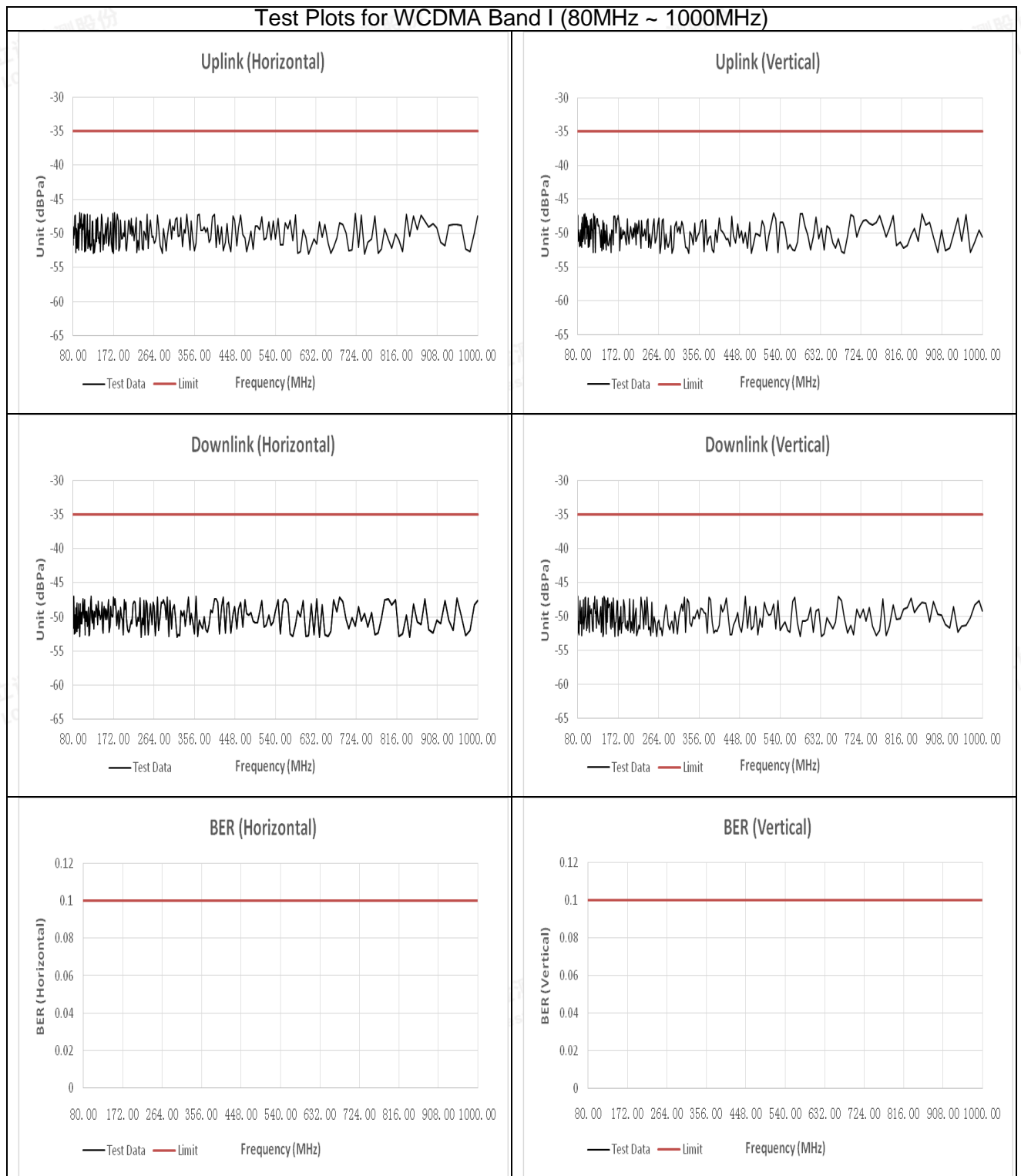


Shenzhen LCS Compliance Testing Laboratory Ltd.

Add: Room 101, 201, Building A and Room 301, Building C, Juji Industrial Park, Yabianxueziwei, Shajing Street, Bao'an District, Shenzhen, Guangdong, China

Tel: +(86) 0755-82591330 | E-mail: webmaster@lcs-cert.com | Web: www.lcs-cert.com

Scan code to check authenticity



Shenzhen LCS Compliance Testing Laboratory Ltd.

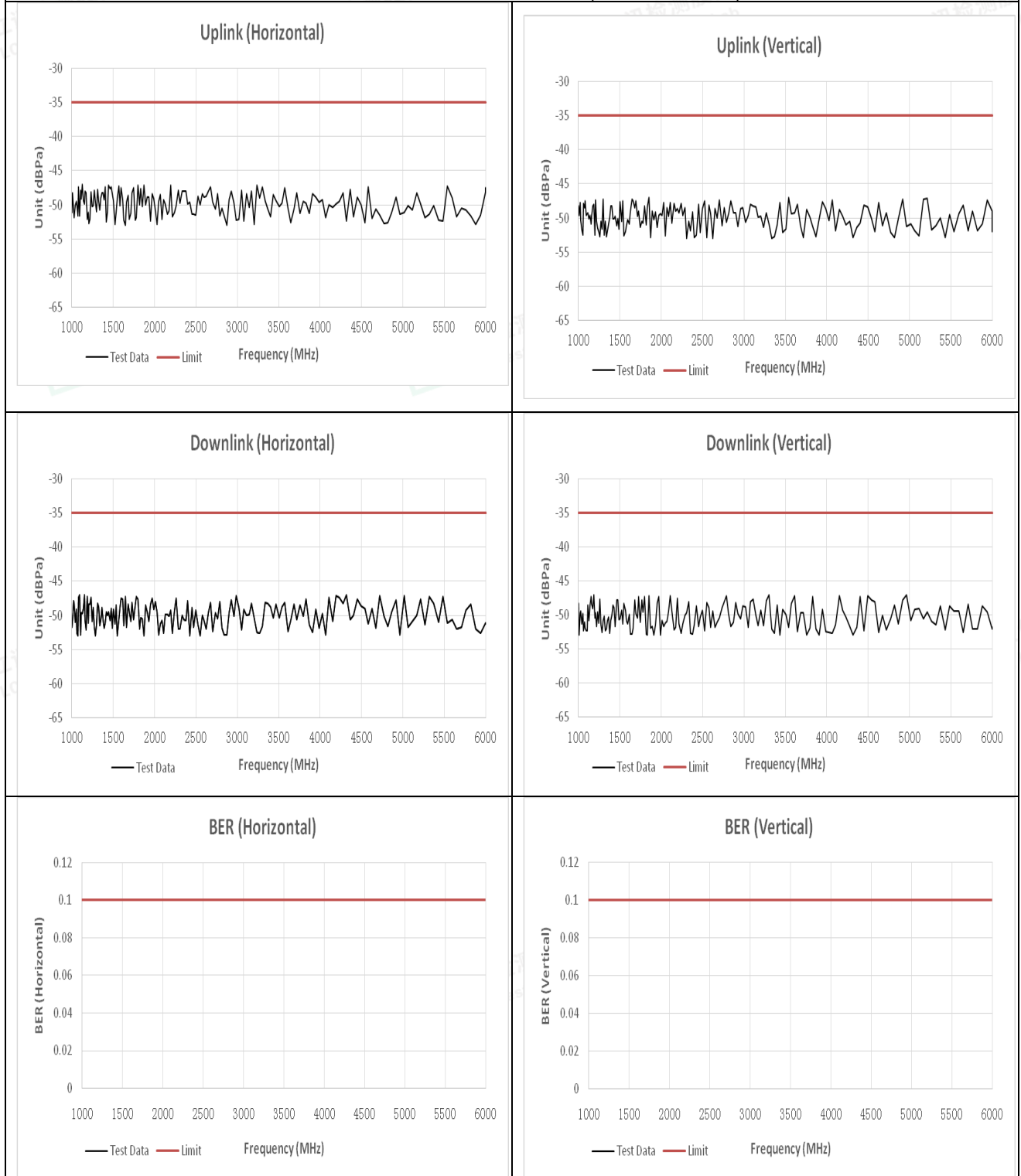
Add: Room 101, 201, Building A and Room 301, Building C, Juji Industrial Park, Yabianxueziwei, Shajing Street, Bao'an District, Shenzhen, Guangdong, China

Tel: +(86) 0755-82591330 | E-mail: webmaster@lcs-cert.com | Web: www.lcs-cert.com

Scan code to check authenticity



Test Plots for WCDMA Band I (1GHz ~ 6GHz)



Shenzhen LCS Compliance Testing Laboratory Ltd.

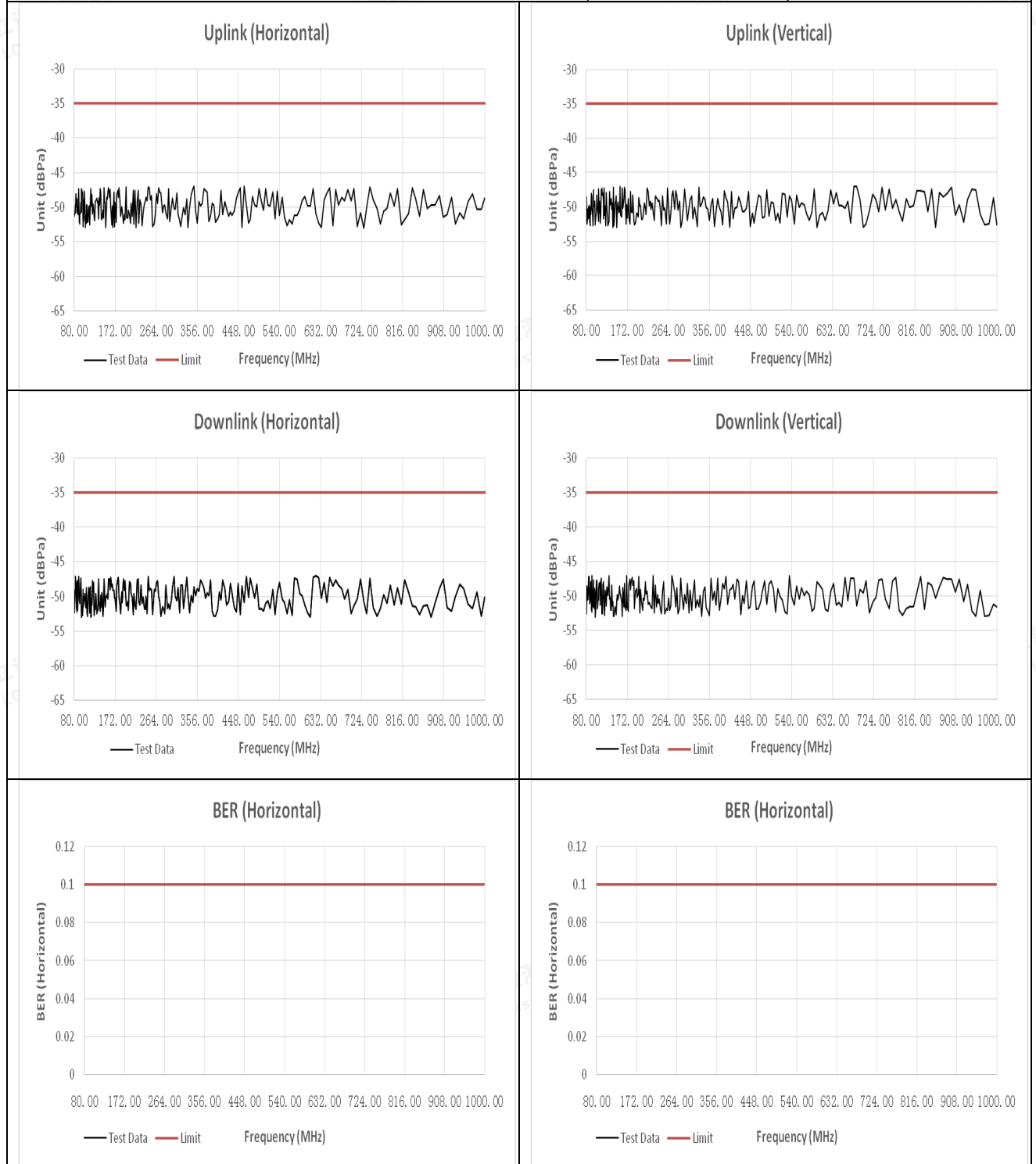
Add: Room 101, 201, Building A and Room 301, Building C, Juji Industrial Park, Yabianxueziwei, Shajing Street, Bao'an District, Shenzhen, Guangdong, China

Tel: +(86) 0755-82591330 | E-mail: webmaster@lcs-cert.com | Web: www.lcs-cert.com

Scan code to check authenticity



Test Plots for WCDMA Band VIII (80MHz ~ 1000MHz)

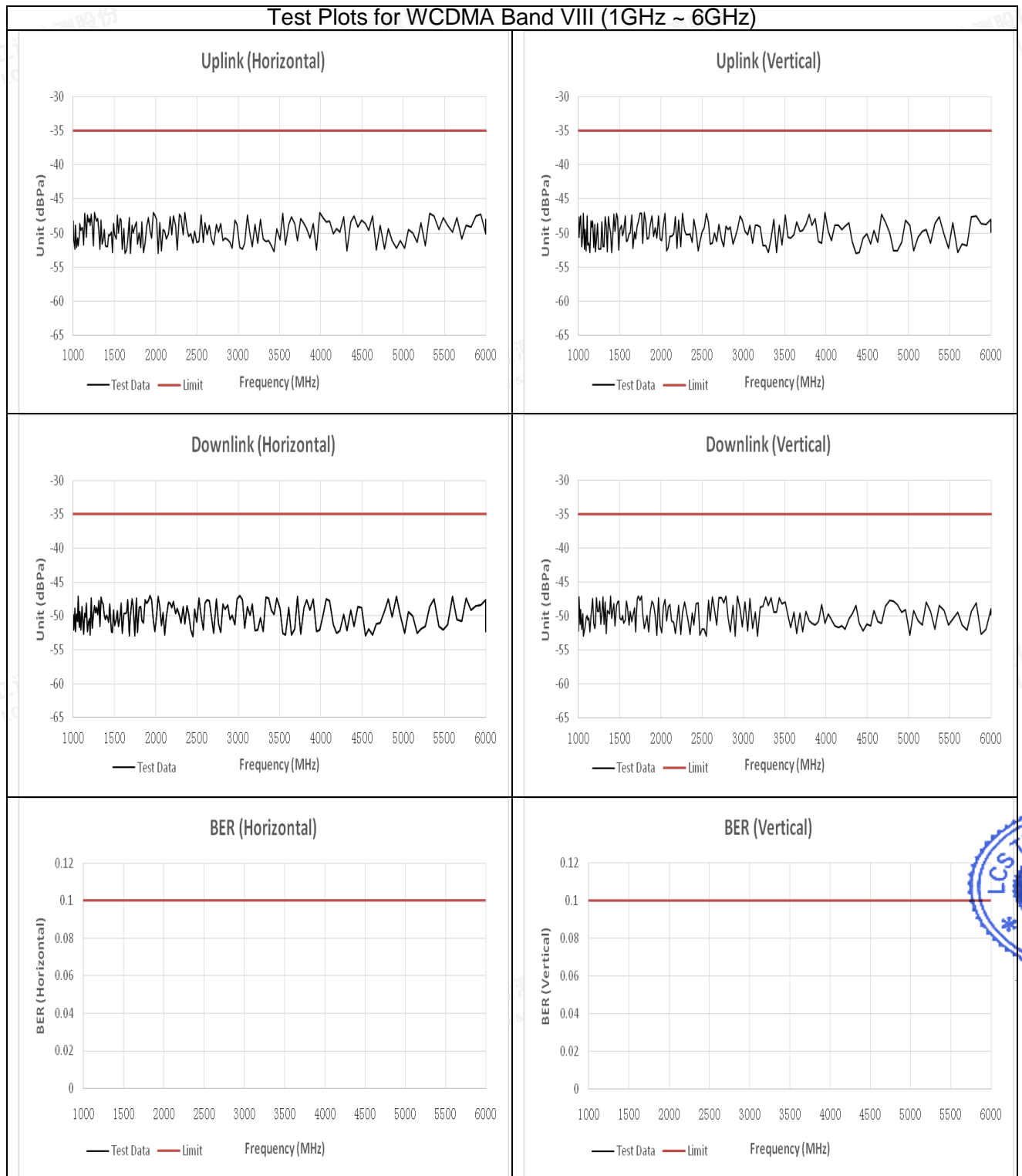


Shenzhen LCS Compliance Testing Laboratory Ltd.

Add: Room 101, 201, Building A and Room 301, Building C, Juji Industrial Park, Yabianxueziwei, Shajing Street, Bao'an District, Shenzhen, Guangdong, China

Tel: +(86) 0755-82591330 | E-mail: webmaster@lcs-cert.com | Web: www.lcs-cert.com

Scan code to check authenticity



Note: The EUT performance complied with performance criteria for CT&CR to MS Function and there is no any degradation of performance and function.

During the test, the Maximum Bit Error Ratio was less than 0.001

During the test, the Maximum Block Error Ratio was less than 0.01

For E-UTRA Band 1/3/7/8/20/40 (In the data transfer mode), the throughput is $\geq 95\%$ of the maximum throughput of the reference measurement channel as specified in annex C in TS 136 101 [13] with parameters specified in tables 7.3.1-1 and 7.3.1-2 in TS 136 101 [13] during the test sequence.



Shenzhen LCS Compliance Testing Laboratory Ltd.

Add: Room 101, 201, Building A and Room 301, Building C, Juji Industrial Park, Yabianxueziwei, Shajing Street, Bao'an District, Shenzhen, Guangdong, China

Tel: +(86) 0755-82591330 | E-mail: webmaster@lcs-cert.com | Web: www.lcs-cert.com

Scan code to check authenticity

**A.7 Electrostatic Discharge****Electrostatic Discharge Test Results**

Standard	<input type="checkbox"/> IEC 61000-4-2 <input checked="" type="checkbox"/> EN 61000-4-2		
Applicant	OAXIS ASIA PTE LTD		
EUT	myFirst Fone S3	Temperature	22.4℃
M/N	KW1401	Humidity	52.3%
Criterion	B	Pressure	1021mbar
Test Mode	TM1-TM29	Test Engineer	Ling Zhu

TEST RESULT OF TM1-TM20

Test Voltage	Coupling	Observation	Result (Pass/Fail)
±2KV, ±4kV	Contact Discharge	TT, TR	Pass
±2KV, ±4kV, ±8kV	Air Discharge	TT, TR	Pass
±2KV, ±4kV	Indirect Discharge HCP	TT, TR	Pass
±2KV, ±4kV	Indirect Discharge VCP	TT, TR	Pass

TEST RESULT OF TM21-TM25

Test Voltage	Coupling	Observation	Result (Pass/Fail)
±2KV, ±4kV	Contact Discharge	TR	Pass
±2KV, ±4kV, ±8kV	Air Discharge	TR	Pass
±2KV, ±4kV	Indirect Discharge HCP	TR	Pass
±2KV, ±4kV	Indirect Discharge VCP	TR	Pass

TEST RESULT OF TM26-TM29

Test Voltage	Coupling	Result (Pass/Fail)
±2KV, ±4kV	Contact Discharge	Pass
±2KV, ±4kV, ±8kV	Air Discharge	Pass
±2KV, ±4kV	Indirect Discharge HCP	Pass
±2KV, ±4kV	Indirect Discharge VCP	Pass

Note: The EUT performance complied with performance criteria for TT&TR to MS Function and there is no any degradation of performance and function.



Shenzhen LCS Compliance Testing Laboratory Ltd.

Add: Room 101, 201, Building A and Room 301, Building C, Juji Industrial Park, Yabianxueziwei, Shajing Street, Bao'an District, Shenzhen, Guangdong, China

Tel: +(86) 0755-82591330 | E-mail: webmaster@lcs-cert.com | Web: www.lcs-cert.com

Scan code to check authenticity



A.8 Electrical Fast Transient Immunity

Electrical Fast Transient/Burst Test Results

Standard	<input type="checkbox"/> IEC 61000-4-4 <input checked="" type="checkbox"/> EN 61000-4-4		
Applicant	OAXIS ASIA PTE LTD		
EUT	myFirst Fone S3	Temperature	23.2℃
M/N	KW1401	Humidity	52.3%
Test Mode	TM1-TM29	Criterion	B
Test Engineer	Ling Zhu		

TEST RESULT OF TM1-TM20

Line	Test Voltage	Polarity	Observation	Result (Pass/Fail)
L	1KV	+/-	TT, TR	Pass
N	1KV	+/-	TT, TR	Pass
L-N	1KV	+/-	TT, TR	Pass

TEST RESULT OF TM21-TM25

Line	Test Voltage	Polarity	Observation	Result (Pass/Fail)
L	1KV	+/-	TR	Pass
N	1KV	+/-	TR	Pass
L-N	1KV	+/-	TR	Pass

TEST RESULT OF TM26-TM29

Line	Test Voltage	Polarity	Result (Pass/Fail)
L	1KV	+/-	Pass
N	1KV	+/-	Pass
L-N	1KV	+/-	Pass



Shenzhen LCS Compliance Testing Laboratory Ltd.

Add: Room 101, 201, Building A and Room 301, Building C, Juji Industrial Park, Yabianxueziwei, Shajing Street, Bao'an District, Shenzhen, Guangdong, China

Tel: +(86) 0755-82591330 | E-mail: webmaster@lcs-cert.com | Web: www.lcs-cert.com

Scan code to check authenticity

**A.9 RF Common Mode****Injected Currents Susceptibility Test Results**

Standard	<input type="checkbox"/> IEC 61000-4-6 <input checked="" type="checkbox"/> EN 61000-4-6		
Applicant	OAXIS ASIA PTE LTD		
EUT	myFirst Fone S3	Temperature	23.3°C
M/N	KW1401	Humidity	52.3%
Test Mode	TM1-TM29	Criterion	A
Test Engineer	Ling Zhu		

TEST RESULT OF TM1-TM20

Frequency Range (MHz)	Strength (Unmodulated)	Injected Position	Observation	Result (Pass/Fail)
0.15 ~ 10	3V	AC Mains	CT, CR	Pass
10 ~ 30	3V to 1V			
30 ~ 80	1V			

TEST RESULT OF TM21-TM25

Frequency Range (MHz)	Strength (Unmodulated)	Injected Position	Observation	Result (Pass/Fail)
0.15 ~ 10	3V	AC Mains	CR	Pass
10 ~ 30	3V to 1V			
30 ~ 80	1V			

TEST RESULT OF TM26-TM29

Frequency Range (MHz)	Strength (Unmodulated)	Injected Position	Result (Pass/Fail)
0.15 ~ 10	3V	AC Mains	Pass
10 ~ 30	3V to 1V		
30 ~ 80	1V		

Remark:

1. Modulation Signal:1kHz 80% AM

2. Measurement Equipment :

Simulator: CIT-10 (FRANKONIA)

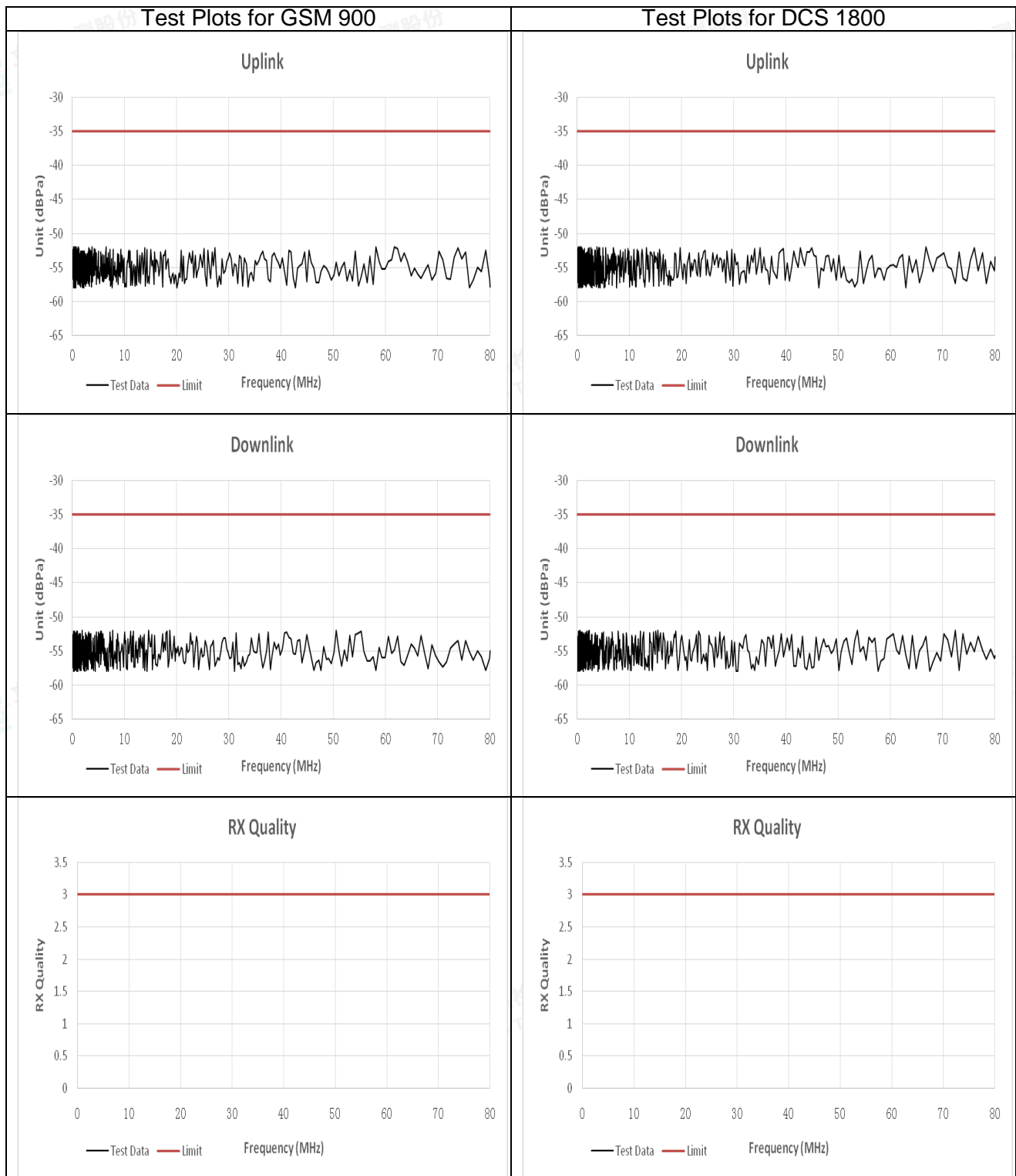
CDN : ☒CDN-M2 (FRANKONIA)☐CDN-M3 (FRANKONIA)

Shenzhen LCS Compliance Testing Laboratory Ltd.

Add: Room 101, 201, Building A and Room 301, Building C, Juji Industrial Park, Yabianxueziwei, Shajing Street, Bao'an District, Shenzhen, Guangdong, China

Tel: +(86) 0755-82591330 | E-mail: webmaster@lcs-cert.com | Web: www.lcs-cert.com

Scan code to check authenticity

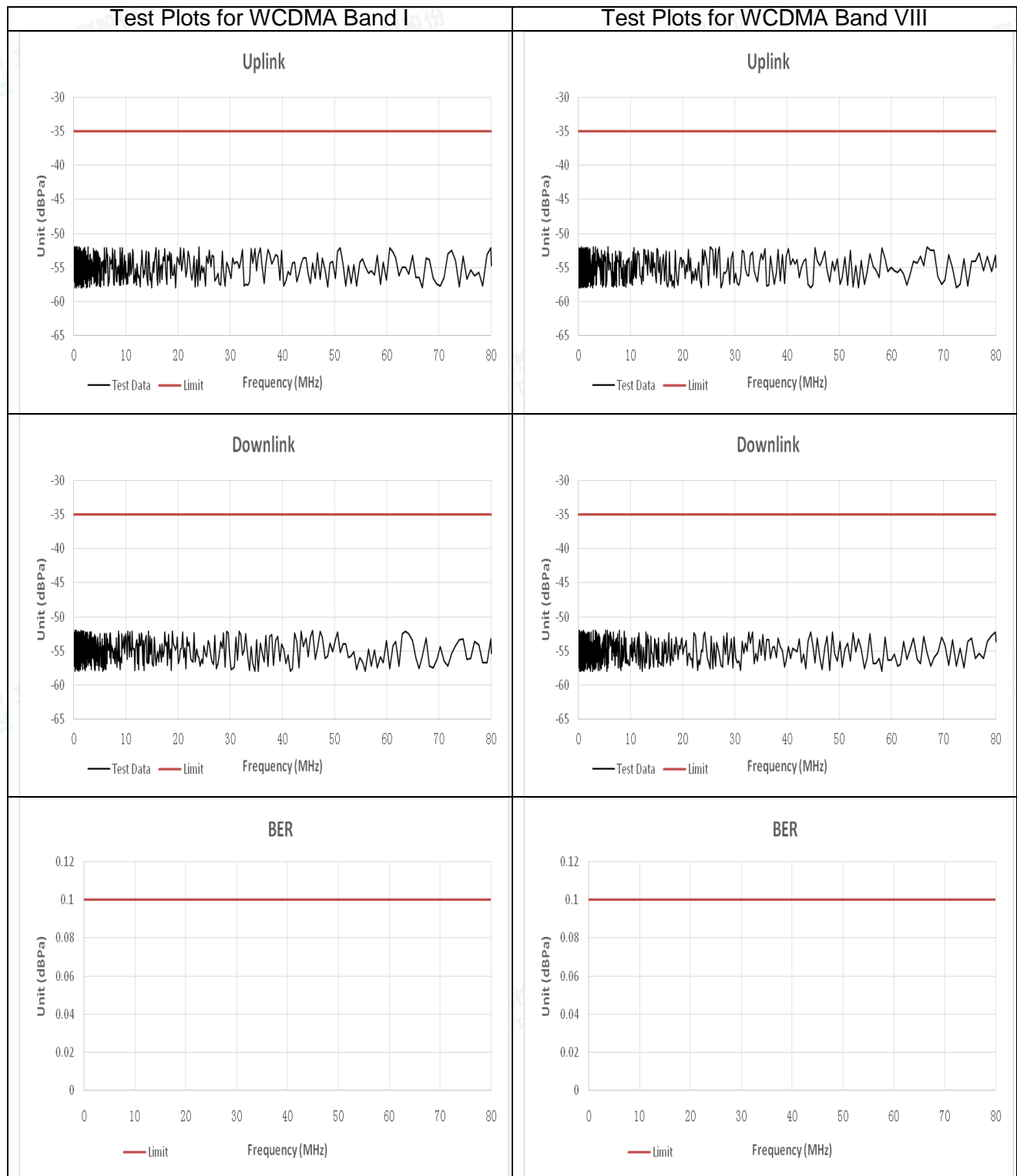


Shenzhen LCS Compliance Testing Laboratory Ltd.

Add: Room 101, 201, Building A and Room 301, Building C, Juji Industrial Park, Yabianxueziwei, Shajing Street, Bao'an District, Shenzhen, Guangdong, China

Tel: +(86) 0755-82591330 | E-mail: webmaster@lcs-cert.com | Web: www.lcs-cert.com

Scan code to check authenticity



Note: The EUT performance complied with performance criteria for CT&CR to MS Function and there is no any degradation of performance and function.

During the test, the Maximum Bit Error Ratio was less than 0.001

During the test, the Maximum Block Error Ratio was less than 0.01

For E-UTRA Band 1/3/7/8/20 (In the data transfer mode), the throughput is $\geq 95\%$ of the maximum throughput of the reference measurement channel as specified in annex C in TS 136 101 [13] with parameters specified in tables 7.3.1-1 and 7.3.1-2 in TS 136 101 [13] during the test sequence.



Shenzhen LCS Compliance Testing Laboratory Ltd.

Add: Room 101, 201, Building A and Room 301, Building C, Juji Industrial Park, Yabianxueziwei, Shajing Street, Bao'an District, Shenzhen, Guangdong, China

Tel: +(86) 0755-82591330 | E-mail: webmaster@lcs-cert.com | Web: www.lcs-cert.com

Scan code to check authenticity

**A.10 Surges, Line to Line and Line to Ground**

Surge Immunity Test Result			
Standard	<input type="checkbox"/> IEC 61000-4-5 <input checked="" type="checkbox"/> EN 61000-4-5		
Applicant	OAXIS ASIA PTE LTD		
EUT	myFirst Fone S3	Temperature	22.3°C
M/N	KW1401	Humidity	53.1%
Test Mode	TM1-TM29	Criterion	B
Test Engineer	Ling Zhu		

TEST RESULT OF TM1-TM20						
Location	Polarity	Phase Angle	Number of Pulse	Pulse Voltage (KV)	Observation	Result (Pass/Fail)
L-N	+	0°, 90°, 180°, 270°	5	1.0	TT, TR	Pass
	-	0°, 90°, 180°, 270°	5	1.0	TT, TR	Pass
TEST RESULT OF TM21-TM25						
Location	Polarity	Phase Angle	Number of Pulse	Pulse Voltage (KV)	Observation	Result (Pass/Fail)
L-N	+	0°, 90°, 180°, 270°	5	1.0	TR	Pass
	-	0°, 90°, 180°, 270°	5	1.0	TR	Pass
TEST RESULT OF TM26-TM29						
Location	Polarity	Phase Angle	Number of Pulse	Pulse Voltage (KV)	Result (Pass/Fail)	
L-N	+	0°, 90°, 180°, 270°	5	1.0	Pass	
	-	0°, 90°, 180°, 270°	5	1.0	Pass	



Shenzhen LCS Compliance Testing Laboratory Ltd.

Add: Room 101, 201, Building A and Room 301, Building C, Juji Industrial Park, Yabianxueziwei, Shajing Street, Bao'an District, Shenzhen, Guangdong, China

Tel: +(86) 0755-82591330 | E-mail: webmaster@lcs-cert.com | Web: www.lcs-cert.com

Scan code to check authenticity



A.11 Voltage Dips/Interruptions Immunity Test

Voltage Dips And Interruptions Test Results			
Standard	<input type="checkbox"/> IEC 61000-4-11 <input checked="" type="checkbox"/> EN 61000-4-11		
Applicant	OAXIS ASIA PTE LTD		
EUT	myFirst Fone S3	Temperature	24.2℃
M/N	KW1401	Humidity	53.2%
Test Mode	TM1-TM29	Criterion	B&C
Test Engineer	Ling Zhu		

TEST RESULT OF TM1-TM20				
Test Level % U _T	Voltage Dips & Short Interruptions % U _T	Duration (in periods)	Observation	Result (Pass/Fail)
0	100	0.5P	TT, TR	Pass
0	100	1P	TT, TR	Pass
70	30	25P	TT, TR	Pass
0	100	250P	TT, TR	Pass

TEST RESULT OF TM21-TM25				
Test Level % U _T	Voltage Dips & Short Interruptions % U _T	Duration (in periods)	Observation	Result (Pass/Fail)
0	100	0.5P	TR	Pass
0	100	1P	TR	Pass
70	30	25P	TR	Pass
0	100	250P	TR	Pass

TEST RESULT OF TM26-TM29			
Test Level % U _T	Voltage Dips & Short Interruptions % U _T	Duration (in periods)	Result (Pass/Fail)
0	100	0.5P	Pass
0	100	1P	Pass
70	30	25P	Pass
0	100	250P	Pass



Shenzhen LCS Compliance Testing Laboratory Ltd.

Add: Room 101, 201, Building A and Room 301, Building C, Juji Industrial Park, Yabianxueziwei, Shajing Street, Bao'an District, Shenzhen, Guangdong, China

Tel: +(86) 0755-82591330 | E-mail: webmaster@lcs-cert.com | Web: www.lcs-cert.com

Scan code to check authenticity